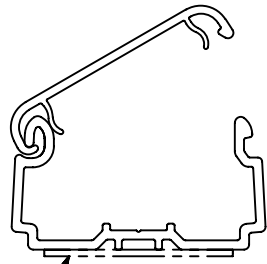
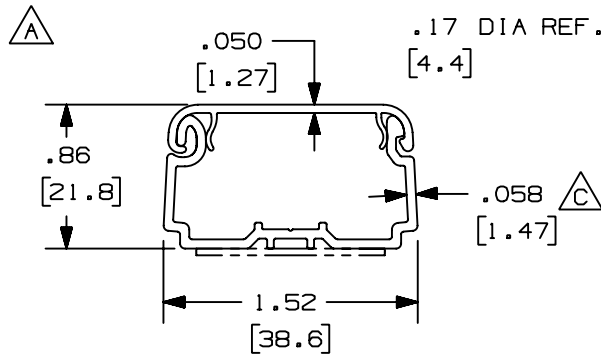


THIS COPY IS PROVIDED ON A RESTRICTED BASIS AND IS NOT TO BE USED IN ANY WAY DETRIMENTAL TO THE INTERESTS OF PANDUIT CORP.



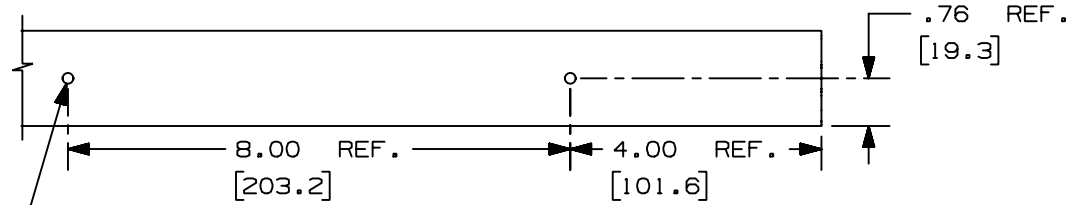
ADHESIVE BACKING

LDPH10 OPEN POSITION



LDPH10 CLOSED POSITION

| PANDUIT PART NO. | LENGTH | WEIGHT |
|------------------|-----------------------------|----------------------------|
| LDPH10**6-A | 72.00 ±.18 [1828.8 ±4.6] | .13 LBS/FT [.57 g/mm] |
| LDPH10**8-A | 96.00 ±.18 [2438.4 ±4.6] | |
| LDPH10**10-A | 120.00 ±.18 [3048.0 ±4.6] | |
| LDPH10**2-A | 78.74 ±.18 [2000.0 ±4.6] | |



- NOTES:
- SEE CURRENT CATALOG FOR ADDITIONAL PART NUMBER SUFFIXES TO INDICATE COLORS AND/OR PACKAGE QUANTITY.
 - PART IS DESIGNED TO SUPPORT MAXIMUM WEIGHT ON A CLEAN, DRY, SMOOTH SURFACE. THE SURFACE MUST BE PROPERLY PREPARED IN ACCORDANCE WITH PANDUIT RECOMMENDATIONS.
 - TO APPLY PART (ADHESIVE BACKING INSTALLATION ONLY):
 - REMOVE PROTECTIVE FILM
 - PLACE PART IN DESIRE LOCATION
 - APPLY PRESSURE TO FLAT SURFACE ON RACEWAY
 - DIMENSIONS IN PARENTHESES ARE IN METRIC.
 - NO WARRANTY, EXPRESSED OR IMPLIED, IS MADE BY PANDUIT WITH RESPECT TO ADHESIVE BOND PERFORMANCE. THE CONDITIONS UNDER WHICH THESE RACEWAYS MAY BE APPLIED AND/OR THE SURFACE TO WHICH THEY MAY BE APPLIED ARE BEYOND PANDUIT'S CONTROL.

CAD FILENAME/LAYERS **B** D38737BQ_DC_LDPH10_01B.PRT

PANDUIT CORP. TINLEY PARK, ILLINOIS
HINGED LDPH10 RACEWAY (LDPH10) CUSTOMER DRAWING

| REV | DATE | BY | CHK | DESCRIPTION | ECN | CHK | CUST | SUP |
|-----|----------|-----|-----|---|----------|-------|-------|-------|
| - | ----- | --- | --- | RELEASED TO PRODUCTION | ----- | ----- | ----- | ----- |
| - | ----- | --- | --- | F. REVISED PART DESCRIPTION IN TITLE BLOCK E. REVISED NOTES: #2 AND #3 | ----- | ----- | ----- | ----- |
| 2 | 04-15-05 | JBN | BKR | D. REVISED NOTATION C. REVISED DIMENSION: .058 WAS .055 | 38737-16 | RGRO | RGRO | |
| 1 | 02-24-05 | JBN | BKR | B. REVISED CAD FILE NAME A. REVISED BASE AND COVER GEOMETRY | | | | |
| R | 09-22-04 | JBN | BKR | DRAWING RELEASED | | | | |

| | | | |
|--|---------------|---|----------|
| UNLESS OTHERWISE SPECIFIED, DIMENSIONAL TOLERANCES ARE: (.X) ± (.XXX) ±.010(.25) (.XX) ±.03(.8) ANGLES ± | | UNLESS OTHERWISE SPECIFIED, ALL DIMENSIONS ARE GIVEN IN INCHES, THIRD ANGLE PROJECTION. | |
| DRAWN BY JBN | MAT'L: PVC | SCALE NONE | |
| DATE 09-22-04 | | DRAWING NO. 38737-16 | DWG A |
| CHK'D BKR | | | SIZE |